

T50₃₅₀
T53₃₇₀
1P_{350F}

PRECISION MITRE SAWS

WOOD be nice.



OMEGA

T50350 T53370 1P350F

MITRE SAWS

The **T50350** precision mitre saw features OMGA's durable cast-iron construction and includes a rotating table and self-centering locking system for 90°, 45°, 30°, 22.5°, 30°, 15° and 10° for both right and left cuts. It has a manual locking device for all intermediate angles.

The **T53370** precision mitre saw features OMGA's strong cast-iron construction in a belt-drive model. The head can be tilted up to 45° on its vertical axis to perform compound angle cuts at any possible angle between 0° and 30°.

The **1P350F** is the perfect compromise for accuracy, toughness and maneuverability. Positive stops at 45, 30, 22 1/2 and 15 degrees on both sides of the rotation. A manual locking device for all the intermediate angles provides a great flexibility to this unit. The belt driven transmission and a powerful 4 HP induction motor make of the 1P 350 F the ideal tool for heavy duty industrial usage (HM saw blade included).

All models can be equipped with popular OMGA accessories.



T50350



1P350F



T50350 with OMGA Stop™

OPTIONAL



Stand



Dust collecting cabinet




Pneumatic horizontal clamp (**T50 - T53**)
Pneumatic vertical clamp (**T50 - T53**)



T53 370



T50 350 - 1P350F



T53 370



Manual clamp (1P 350F)



Set of scaled tables
Support to join scaled tables to cabinet
Nylon flip-over stop
Plexi flip-over stop



Pneumatic clamp (1P 350F)



Oil-pneumatic feed of head (T50 - T 53)



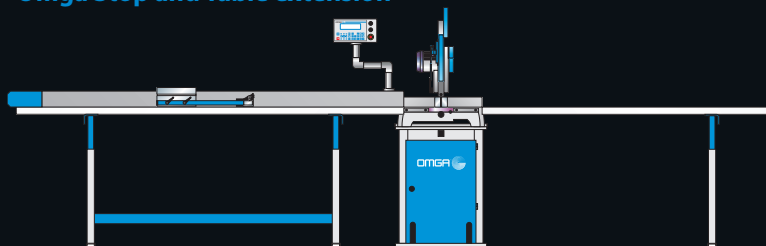
Double horizontal clamps:
45° mechanical with foot-pedal
45° pneumatic with foot-pedal
90° pneumatic with lever
(T50 - T 53)

		T 50 350	T 53 370	1P 350 F
Cross cut capacity	90°	6-3/4"	6-11/16" / 7-1/4"	6 9/32"
Cross cut capacity	45°	4-3/4"	4-3/4" / 5 7/8"	4 1/2"
Max. depth of cut	45°	---	2"	---
Max. depth with head at	90°	4-5/16"	4-5/16" / 4-3/8"	4 11/16"
Motor power	HP	3	4	4
Saw bore		1"	1"	30 mm
Saw diameter		14"	14"/15"	14"
Arbor speed RPM		3400	3400	3400
Dust chute		3-1/8"	3-1/8"	60 mm
Mitre positive stops		90°- 45°- 30°- 22-1/2°- 15°- 10°	90°- 45°- 30°- 22-1/2°- 15°- 10°	90°- 45°- 30°- 22-1/2°- 15°- 10°
Table size		23-5/8"x17-1/8"x5-3/16"	23-5/8"x17-1/8"x5-3/16"	29 1/2" x 6"
Crated dimensions		26"x 25"x 30"	30"x32"x30"	38"x 25"x 21"
Approx. shipping weight	lbs.	269	330	115

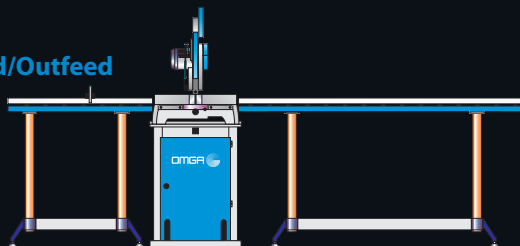
Some examples of composition with OPTIONAL




Omega Stop and Table extension



Roller tables, Infeed/Outfeed



 2900204546.04

OMGA Industries, Inc.

3705 William Richardson Drive
South Bend, IN 46628
USA
Tel.: +1 (574) 243-0120
Fax: +1 (574) 243-0216
Toll Free: 1-800-233-OMGA (6642)
E-mail: info@omgainc.com

WWW.OMGAINC.COM

