



OMGA®  
WOOD be nice.



OPTIMA 120 Elite

# OPTIMA

Automatic, programmable cut-off saws



## OPTIMA Line

Clean and essential design, taut lines with sharp edges, transparency combined with the solid and robust compactness of the new Family feeling **OPTIMA**. These are the brand new **OMGA** optimizers able to blend avant-garde stylistic elements with the best performances and the historical reliability of the brand.

The **Pusher Optimizing and Defecting Cut-off Saws** line consists of 4 models in multiple versions, making it adaptable to every need and requirements of the various sectors to which it is addressed: from the simple machine to the fully automated system for high production.

Maximum ergonomics and new powers; software designed to offer the user an easy absolute control of each function, position the new **OPTIMA** series at the top of its sector and make it a true reference point for the industry.

DESIGN AND  
TECHNOLOGY:  
PASSION AND  
PRECISION





**OMGA**<sup>®</sup>  
WOOD be nice.



The **OPTIMA 240** is a Push-Feed Optimizing and Defecting Cut-Off Saw, for high-speed production. The last generation CNC, with Windows Embedded OS and connected to an adjustable 19" Touch Screen display, combines reliability, ease of use and always maintains the ergonomic position of the operator. The network connection is guaranteed by an available RJ45 Ethernet port and the software allows for reports on the ongoing production runs, to always be available on screen or through the network, without interrupting the process of the machine. The pusher system, rides on precision linear rails and bearings and, along with the pneumatic tail clamp and linear encoder, ensures very accurate positioning of the work piece (+/- 0.15 mm). The loading table, allows the operator to grade and prepare multiple boards which may be loaded in sequence, eliminating waste of time. The cutting area is fitted with a system of "intelligent" vertical and

horizontal clamps, which automatically adapt to the dimension of the stock being processed, making the cutting cycle faster and ensuring the squareness of the cut pieces. The optimization software features a wide variety of available cutting programs and combinations, which make this system very versatile and ready to respond to the different needs of the industry.

The OPTIMA 240 is available in 2 different configurations of maximum length of infeed boards, 4200 mm and 6200 mm.

The system may be completed with a variety of optional equipment such as length sorters with kickers, automatic loading systems, in-line high resolution ink-jet printer, width sensor as well as custom executions, based on the needs of our customers.




# OPTIMA 240: TOP PERFORMANCE




Safety barrier: allows the operator to work with maximum safety as, if interrupted, it immediately blocks the movement of the feeding carriage. The barrier is deactivated automatically when the carriage is working inside the machine cabinet, thus allowing the pre-loading of a new bar.



CNC, with Windows Embedded OS and connected to an adjustable 19" Touch Screen display, allows the easy and comfortable use to any operator, reducing vision fatigue and ensures a natural touch on the screen.



A vertical tail clamp fitted on the pusher, allows for feeding speeds of 240 m/min. while ensuring very precise length tolerance of +/- 0.15 mm.



Detail of the cutting area with "Intelligent" front and vertical clamps, riding on high precision linear bearings. The see-through polycarbonate guard allows for a clear line of sight to the area of the operation of the saw and easy access to the compartment for maintenance, through the assisted lifting of the guard.

The **OPTIMA 120 Elite** is an Optimizing, Defecting Cut-off Saw with pusher feeding system. Equipped with a latest generation numerical control, equipped with Windows Embedded operating system, with Touch Screen, which combines reliability, ease of use and ergonomics. The network connection is guaranteed by an available RJ45 Ethernet port and the software allows for reports on the ongoing production runs, to always be available on screen or through the network, without interrupting the process of the machine. The pusher system, rides on precision linear rails and bearings and, along with the pneumatic tail clamp and linear encoder, ensures very accurate positioning of the work piece (+/- 0.15 mm).

The loading table, allows the operator to grade and prepare multiple boards which may be loaded in sequence, eliminating waste of time. The cutting area is fitted with a system of "intelligent" vertical and

horizontal clamps, which automatically adapt to the dimension of the stock being processed, making the cutting cycle faster and ensuring the squareness of the cut pieces. The optimization software features a wide variety of available cutting programs and combinations, which make this system very versatile and ready to respond to the different needs of the industry.

The OPTIMA 120 Elite is available in 2 different configurations of maximum length of infeed boards, 4200 mm and 6200 mm.

The system may be completed with a variety of optional equipment such as length sorters with kickers, automatic loading systems, in-line high resolution ink-jet printer, width sensor as well as custom executions, based on the needs of our customers.






# OPTIMA 120 Elite: NO COMPROMISE



Safety barrier: allows the operator to work with maximum safety as, if interrupted, it immediately blocks the movement of the feeding carriage. The barrier is deactivated automatically when the carriage is working inside the machine cabinet, thus allowing the pre-loading of a new bar.



CNC, with Windows Embedded OS and connected to an adjustable 17" Touch Screen display, allows the easy and comfortable use to any operator, reducing vision fatigue and ensures a natural touch on the screen.



A vertical tail clamp fitted on the pusher, allows for feeding speeds of 120 m/min. while ensuring very precise length tolerance of +/- 0.15 mm. The tail clamp is lifting during the return stroke to read beginning and end of board, as well as the marked defects. The carriage stroke is automatically fixed according to each board length.



Detail of the cutting area with "Intelligent" front and vertical clamps, riding on high precision linear bearings. The see-through polycarbonate guard allows for a clear line of sight to the area of the operation of the saw and easy access to the compartment for maintenance, through the assisted lifting of the guard.



The numerical control, associated with the 10.4" industrial Touch Screen, offers the operator an easy data entry and an intuitive guide to the use of the various optimization programs. The adjustable Touch Screen display, allows the easy and comfortable use to any operator, reducing vision fatigue and ensures a natural touch on the screen.



The pneumatic tail clamp assures a high precision length positioning with a tolerance of +/- 0.15 mm at a maximum feed speed of 120 m/min.





# OPTIMA 120: FLEXIBILITY AND PRODUCTIVITY



Safety barrier: allows the operator to work with maximum safety as, if interrupted, it immediately blocks the movement of the feeding carriage. The barrier is deactivated automatically when the carriage is working inside the machine cabinet, thus allowing the pre-loading of a new bar.

The **OPTIMA 120** is an Optimizing, Defecting Cut-off Saw with pusher feeding system. Equipped with a latest generation numerical control, with industrial Touch Screen on adjustable angle, which combines reliability, ease of use and ergonomics. This machine uses a pneumatic tail-clamp system that ensures precise bar management during positioning for cutting with a length tolerance of +/- 0.15 mm. The cutting area is fitted with a system of "intelligent" vertical and horizontal clamps, which automatically adapt to the dimension of the stock being processed, making the cutting cycle faster and ensuring the squareness of the cut pieces. The USB and RJ45 ports allow connection to the company network. The software allows for reports on the ongoing production runs, to always be available on screen, without interrupting the process of the machine.

The **OPTIMA 120** is available in two versions: **SNC** or **OPT**:

**SNC**, it allows to execute cutting lists favoring the longest possible measurements, or to execute sequences of lengths defined by the operator. This version is ideal for processing bundled boards.

**OPT**, Capable of optimization coupled with defecting functions. The board is read through a laser guided system, which allows to select up to two separate grades and an absolute accuracy, even on finished parts, without leaving any trace.






The **OPTIMA 60** is an Optimizing, Defecting Cut-off Saw with pusher feeding system. Equipped with a latest generation numerical control, with industrial Touch Screen on adjustable angle, which combines reliability, ease of use and ergonomics. This machine can be equipped with a pneumatic tail-clamp system (optional) to ensure precise board management during positioning for cutting with a length tolerance of  $\pm 0.15$  mm. The cutting area can be fitted with a system of "intelligent" vertical and horizontal clamps, (optional), which automatically adapt to the dimension of the stock being processed, making the cutting cycle faster and ensuring the squareness of the cut pieces. The USB and RJ45 ports allow connection to the company network. The software allows for reports on the ongoing production runs, to always be available on screen, without interrupting the process of the machine.

The OPTIMA 60 is available in two versions: **SNC** or **OPT**:

**SNC**, it allows to execute cutting lists favoring the longest possible measurements, or to execute sequences of lengths defined by the operator. This version is ideal for processing bundled boards.

**OPT**, Capable of optimization coupled with defecting functions. The board is read through a laser guided system, which allows to select up to two separate grades and an absolute accuracy, even on finished parts, without leaving any trace.

# OPTIMA 60: SIMPLICITY AND CUTTING QUALITY




The pneumatic tail clamp (optional), assures a high precision length positioning with a tolerance of  $\pm 0.15$  mm at a maximum feed speed of 60 m/min.



The numerical control, associated with the 10.4" industrial Touch Screen, offers the operator an easy data entry and an intuitive guide to the use of the various optimization programs. The adjustable Touch Screen display, allows the easy and comfortable use to any operator, reducing vision fatigue and ensures a natural touch on the screen.




The image features a complex, curved wooden structure made of thin, parallel slats. The slats are arranged in a way that creates a sense of depth and movement, curving away from the viewer. The wood has a natural, light brown tone. In the top left corner, there is a solid blue rectangular area. Inside this blue area, the text "OPTIMA VERSATILITY AND CREATIVITY WITHOUT BORDERS" is written in white, uppercase, sans-serif font. The text is arranged in four lines: "OPTIMA", "VERSATILITY", "AND CREATIVITY", and "WITHOUT BORDERS".

OPTIMA  
VERSATILITY  
AND CREATIVITY  
WITHOUT  
BORDERS





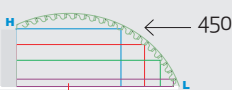
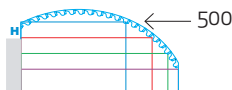
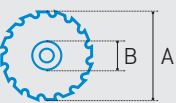





High resolution INK-JET printer for printing custom strings and logos on cut pieces. The system uses HP (Hewlett Packard) cartridges, which make it reliable and easy to maintain.



Automatic front chain loading system. New design, more functional and ergonomic. Available in various dimensions and configurations.



Automatic length sorting system with pneumatic kickers. Available in various dimensions and configurations. The management is integrated with the optimization software.

	OPTIMA 240	OPTIMA 120 elite	OPTIMA 120	OPTIMA 60
 mm (L x H)	215 x 100 244 x 80 275 x 50 300 x 18	200 x 110 245 x 80 275 x 50 300 x 14	200 x 110 245 x 80 275 x 50 300 x 14	200 x 110 245 x 80 275 x 50 300 x 14
 mm (L x H)	220 x 120 240 x 110 280 x 80 300 x 50	200 x 110 250 x 110 280 x 80 300 x 50	200 x 140 250 x 110 280 x 80 300 x 50	200 x 140 250 x 110 280 x 80 300 x 50
 mm RPM	A = Ø 450 B = Ø 35 3000 n/1' opt. Ø 500	A = Ø 450 B = Ø 35 3000 n/1' opt. Ø 500	A = Ø 450 B = Ø 35 3000 n/1' opt. Ø 500	A = Ø 450 B = Ø 35 3000 n/1' opt. Ø 500
 kW	1 x 5,5 kW 1 x 3,27 kW (5,2 Nm) opt. 7,5 kW	1 x 4,6 kW 1 x 1,27 kW (2,7 Nm)	1 x 4,6 kW 1 x 1,27 kW (2,7 Nm)	1 x 4,6 kW 1 x 0,75 kW (2,5 Nm)
 Ø mm	200	160	160	160
 atm	7/8	7/8	7/8	7/8
 mm	900	900	900	900
 n°	1-8	1-8	SNC 1-2	OPT 1-5


## Cutting Programs \*



1 Cutting pattern with fixed sequence.



5 Optimized cutting on two grades.




2 Full board optimization.



6 Optimized cutting and defect removal with clear recovery for Finger Joints (●).




3 Optimized cutting with defect removal.



7 Optimized cutting and defect removal with waste fragmentation (X).



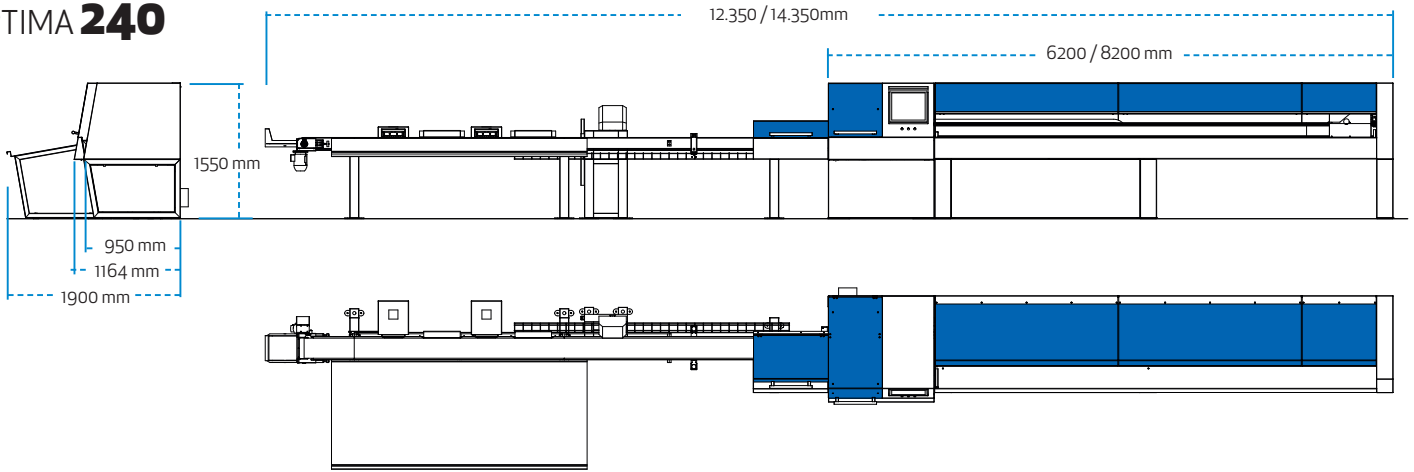
4 Defecting with front and end trim.



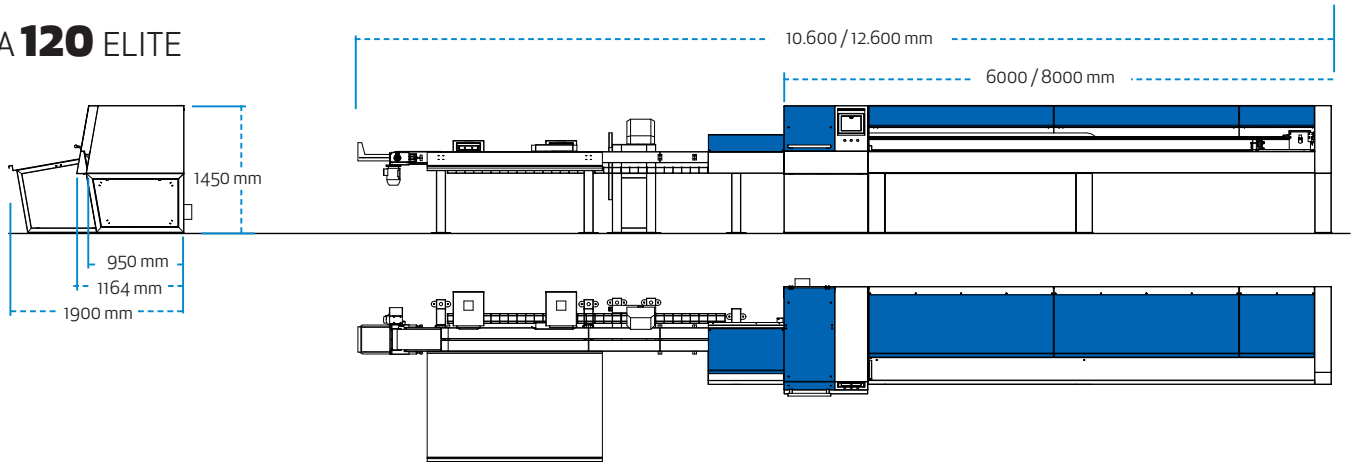
8 Optimized cutting on three grades with marking on one side.



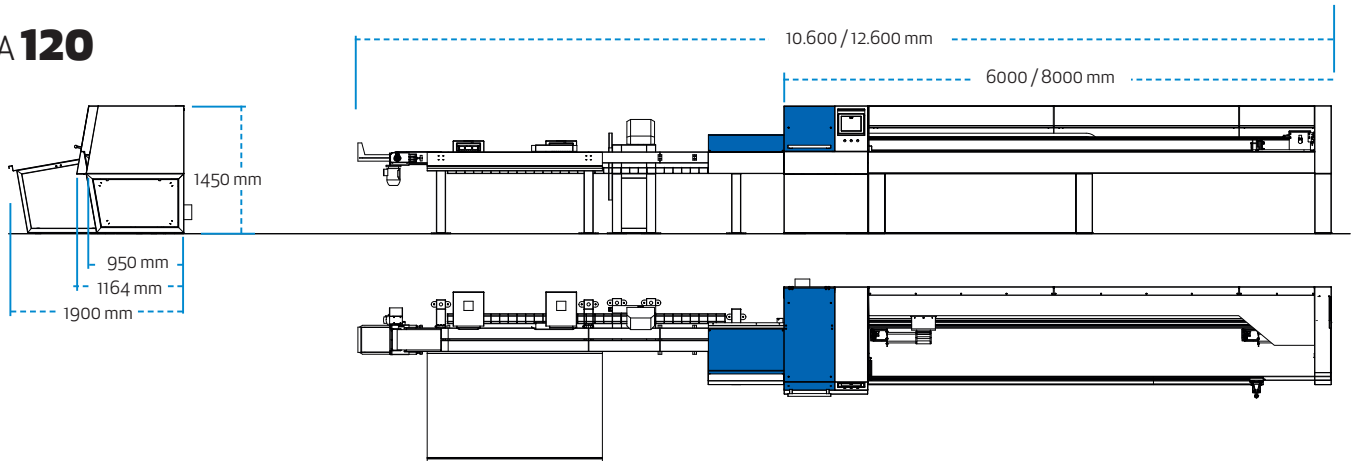
OPTIMA **240**



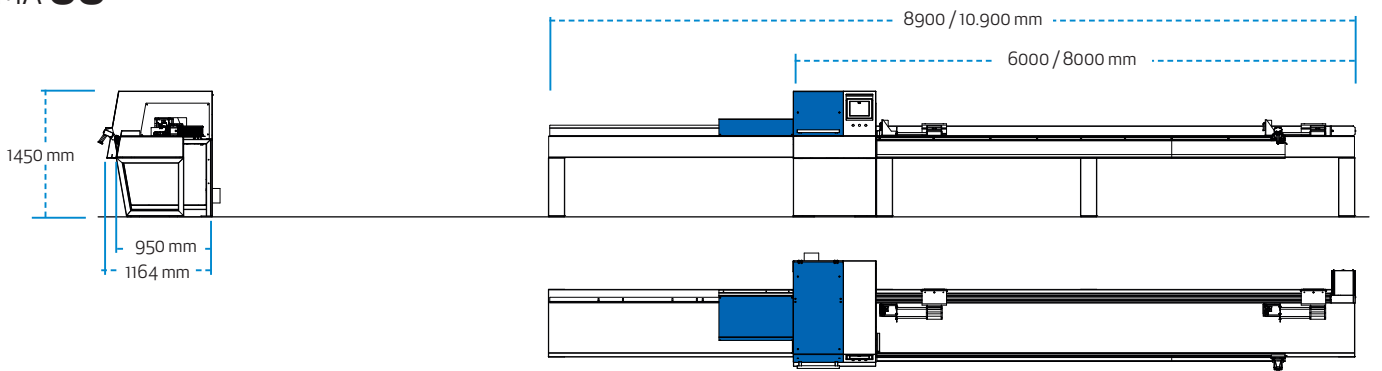
OPTIMA **120 ELITE**



OPTIMA **120**



OPTIMA **60**





**OMGA Industries, Inc.**

3705 William Richardson Drive  
South Bend, IN 46628  
USA

Tel.: +1 (574) 243-0120

Fax: +1 (574) 243-0216

Toll Free: 1-800-233-OMGA (6642)

E-mail: [info@omgainc.com](mailto:info@omgainc.com)

**[www.omgainc.com](http://www.omgainc.com)**